




XI AN OUKAI HI-TECH CO.,LTD.
<https://www.okcutting.com>

OUKAI DIAMOND TOOLS AND EQUIPMENT



XI AN OUKAI HI-TECH CO.,LTD.

Product Catalogue

Concrete Cutting Machines
English|2022

OUKAI

Founded in 2002,XI AN OUKAI HI-TECH CO.,LTD has grown to become the Chinese top manufacturer of Diamond Tools and Machinery Equipment. OUKAI specializes in servicing the Concrete Cutting Industries with quality Diamond tools and Equipment to service and meet the needs of customers no matter what the project.

OUKAI manufactures and supplies a complete range of Diamond Tools and Equipment for the Concrete Sawing and Drilling Industry, Demolition Industry and Stone processing industries ,to name a few.

Possessing 10 national patents of invention, ISO9001 certificate, CE certificate and certified from National Quality Inspection & Testing Center, By means of the competitiveness in outstanding quality and perfect after service, OK products are hot selling not only in Chinese market, but also exported to many countries in the world.

Our brand is “”,Our slogan: “*Concrete Cutting Select  ,Everything Is OK!*”



HWS-600TM



Use of the quick-separation flange on the swivel arm provides simple, fast blade replacement and facilitates use in flush cutting applications. Innovative feed motors ensure fast cutting.

Standard configuration:

- 1* Saw Head 600TM
- 1* Power Unit 600TM
- 1* Rail 1m
- 1* Rail 2m
- 6* Hose 10m
- 4* Rail Support
- 1* Blade Guard
- 4* End Stop
- 1* Blade 800mm
- 1* Tool Set

Technical Data

Data / Model		HWS-600TM
Power Unit	Max. Power	25kW
	Voltage	3-phase/400V/50Hz
	IP Protection Code	IP54
	Max. Pressure	200bar
	Oil Flow Rate	30-80L/min
	Dimensions(L*B*H)	650*600*1150mm
	Weight	185kg
Saw Head	Saw Blade Diameter Range	600-1400mm
	Max. Cutting Depth	610mm
	Load Speeds	450/900/1350rpm
	Centre Hole Of Blade	60mm
	Weight	42kg

HWS-700TM

Max.power	30kW
Voltage	380V~480V
Frequency	50Hz/60Hz
Min.generator Power	60KVA
Pressure Stages	3
Oil Flow Rate	30~100L/min
Max.operating Pressure	210bar
Dimensions(L*W*H)	500*520*1100mm
Weight	120kg



Power Unit

HWS-700TM hydraulic wall saw machine

It is very powerful and designed to make your work more efficient. Use is a very powerful wall saws for cutting reinforced concrete, brick and other building materials, up to 730 mm thickness. It can be used for all kinds of openings and sawing including stair, bevel and flush cutting.



Saw Head


Saw Blade Diameter Range	600 - 1600mm
Max.cutting Depth	730mm
Load Speeds	600/850/1400Rpm
Centre Hole Of Blade	60mm
Demensions(L*B*H*)	400*420*400mm
Weight	42kg



HWS-700TM



Wall saw head can be mounted easily and quickly



Geared swivel arm with quick-release flange holder



Lightweight and ergonomic, high-strength aluminium alloy, gear swivel arm and roller guides

Package Content

- 1* Saw Head 700TM

- 1* Power Unit 700TM

- 1* Rail 1m

- 1* Rail 2m

- 6* Hose 10m

- 4* Rail Support

- 1* Blade Guard

- 4* End Stop

- 1* Blade 800m

- 1* Tool Set

HYDRAULIC WALL SAW

Product / User Benefits:

- Popular, well-tried and outstanding reliability and cutting accuracy.
- Easy transport and simple installation thanks to well-honed design.
- Different blade diameters can be used, max. 1,600mm.
- Super power 32 kW output. but it weight only 118kg.
- Cutting depths up to 730mm (wireless control)



HWS-800TM Power Unit


Main Motor	Water-cooled Electric Motor
Rated Output	32kW/43.5hp
Voltage	380V-480V,3-phase,50Hz/60Hz
Pump	Multiple Gear Pump 3-stage
Max. Operating Pressure	210bar
Oil Flow Rate	40-100L/min.
Dimensions (L*B*H)	680*550*700mm
Weight	118kg
IP Protection Code	IP65

OK-800TM Saw Head

Gearing	1gear
Max. Oil Flow Rate	100L/min.
Operation	Remote Control
Weight	42kg
Blade Drive Motor Type	Geared Motor
Rotable Swivel Arm	360°
Centre Hole Of Blade	60mm
Saw Blade Fixing (Flush Cuts)	6 Countersunk Head Screws Reference Circle 110mm



Power Unit



Saw Head



Remote Control

Remote Control(Wireless)

Control Voltage	24V(DC)
Dimensions (L*B*H)	350*200*150mm
Weight	1.5kg

HF-105DM High Frequency Wall Saw




Saw Blade

Max.Cutting Depth	510mm
Max.Saw blade	φ1200mm
Saw Blade Fixing (Flush Cuts)	6 Countersunk Head Screws, 110mm Graduated Circle

Weight

Wall Saw 105DM Excl. main Motor	27kg
Electric Main Motor (16kW)	15kg

HIGH FREQUENCY WALL SAW



Electric Motor (Water-Cooled High-Frequency Motor)


Max.Output Power	16kW
IP Classification	IP 67

Control Unit

Voltage	380V~480V (Single Phase Is Available)
Frequency	50Hz/60Hz
Weight	18kg
Wireless Control	1.5kg

SPECIAL APPLICATIONS

Can be customized according to customer specific needs of concrete cutting, Tunnel cutting, groove cutting, and other special applications.



Electric Wall Sawing



EWS-300S



WS-300S



WS-300M



Control Box

Electric wall sawing mainly used for building or old building reconstruction, reinforcement, design changes, etc., can cut large areas of wall such as door holes, windows or elevator holes. The structure is non-destructive and once-formed, besides avoiding the damage to the building structure caused by the traditional master's knocking construction, and the consumption of time, material resources and manpower in drilling circular row holes, it can save a lot of rest time and cost.

The new electric wall saw is manually composed of motor, gantry crane joint and guide rail components. The utility model has the advantages of high efficiency, low cutting cost and convenient operation.

Technical Data

Date \ Model	EWS-300S	WS-300S	WS-300M
Input Power	4800W	5000W	3600W
Voltage	220V/50Hz	380V/50Hz	220V/50Hz
Cutting Depth	0-400mm	0-400mm	0-300mm
Operation	Auto/Manual	Manual	Auto
Blade Diameter	400-1000mm	400-1000mm	400-800mm

Case



Wire Sawsing

Diamond wire sawing is particularly useful when extremely thick and/or awkward shapes need cutting. Where sawing very thick ,deep or hard to access material, wire sawing is the solution.



SQ-90AM
Hydraulic Wire Saw
Safer And Simpler Wire Saws

- Automatic wire saw with double driving motor.
- Light aluminium design, low maintenace.
- Easy trasnport due to compact and modular construction.



Technical Data

Wire Storage	m	12
Width	mm	950
Depth	mm	700
Rail Height	mm	2000/1500
Drive Pulley	mm	280
Storage Pulley	mm	200 168
Total Weight	kg	110
Power Unit	OK-700TM/800TM is available	

Product Description

Model	Features of the wire saw
<div>SQ-80AM</div> <div></div>	<p>SQ-80AM wire saw system low weight with extraordinary performance and are suitable for both small and large jobs. Recommended for use with the 18 or 22 kW HF-motor or a hydraulic motor. It has a range of suitable power unit to run them</p>
<div>SQ-80AM</div> <div><div><div>SQ-80AM-A</div></div><div><div>SQ-80AM-B</div></div></div>	<ul style="list-style-type: none">● Low-cost maintenance.● Extra large wire store.● Highly efficient and flexible.● Enable you to cut very complex structures,both in steel and heavily reinforced concrete.
<div>SQ-70AM</div> <div></div>	<ul style="list-style-type: none">● Drilve wheel 440mm,storage pulley 200mm.● Easy and quick handing.● Suitable for all kinds of openings with exact corners.● Suitable for small and mid-size jobs.

HF-103DM High Frequency Electric Wire Saw



Dimensions & Weight

Power	9kW/16kW/30kW
Dimension(L*B*H)	900*550*1600mm
Weight	98kg
Weight Without Main Motor	70kg
Drive Wheel	φ280mm
Guide Pulleys	φ168mm
Wire Storage	10m
Main Motor Can Be Disassembled And Mounted Quickly And Easily.	

Control

Frequency	50Hz/60Hz
Weight	17kg
Wireless Control	1.5kg

Hydraulic



Electric



Electric Wire Saw E-WS22



Features:

- Easy to install, easy to move, fast cutting speed.
- Low cost and easy maintenance.
- Use flexible, horizontal cutting and vertical cutting.

Voltage	380V/50Hz
Power	22kW
Driving Wheel	550mm
Travel Motor Power	200W
Max.stroke	1300mm
Weight	380kg
Dimensions	2100*750*800mm

Crawler-type Electric Wire Saw

Features:

- Rubber tracks of superior movement.
- Built in battery system to allow on site tracking without power connection.



Model	E-TWS22	E-TWS37
Main Motor	22kW/42A	37kW/71A/Soft Start
Rated Voltage	380V/50Hz(Others Can Be Customized)	380V/50Hz(Others Can Be Customized)
Torque	230N.m	360N.m
Control Mode	Wireless Remote Control	Wireless Remote Control
Walking Motor	Double Motor Drive/1.5kW	Double Motor Drive/3kW
Rotation Speed	1000r/min	980r/min(The Speed Can Be Adjusted)
Diameter of Driving Wheel	550mm	550mm
Diameter of Guiding Wheel	200mm	200mm
Dimension	1200*700*950mm	1300*950*1100mm
Weight	450kg	820kg

Circular Wire Saw CSD-1000




Features:

- Sturdy Design
- Suitable for horizontal and vertical cuts
- Hydraulic motor (HF motor is available)
- Simple and safe in the application

Minimum Diameter	20''
Maximum Diameter	60''
Maximum Thickness	24''

Hand Held Crusher HC-260

Mouth Opening	260mm
Mouth Depth	150mm
Total Weight	32kg
Demolition Force	100kN
Max.pressure	630bar
Dimensions	745*340*105mm



HD-500

OUKAI hydraulic core drilling system is ideal for drill larger holes up to 1500mm.



- Heavy-duty
- Aluminium base and quickly assembled modular system.



- The two speeds at the drilling gear
- Give it a wide range of speeds and drilling capacity.



- Powerful drilling
- powerful drilling with hydraulic feed and quick clamping system.

Technical Data

Number Of Gears	2
Drill Diameter Range	52~500mm
Max.drill Diameter With Distance Plates	800mm
Drill Stand Height	1600mm
Feed Using	Hand Crank or Hydraulic

HD-1000



Extra large hydraulic core drill system for highest requirements and drilling diameters. two-speed feed gear enable user friendly work.

Max.drilling Diameter	1500mm
Total Weight	180kg
Drill Stand Height	1510mm

Various Special Diamond Core Drill Bits For Concrete



- Diamond Core Drill Bits for Drill Hole on Concrete or Reinforced Concrete, etc.
- Outer diameter we can do: 300mm to 1000mm.
- Different connections and segment specifications are available upon request
- Excellence Performance, *Your best Choice!*



Core Drill Stand OK-1500S

- An excellent choice for heavy-duty core drilling applications
- Faster Set Up
- More Versatile Coring

Core Drill Stand OK-800S

- The light adjustable aluminum alloy bracket can drill inclined holes from 45-90°.
- Large base for stable drilling in all sizes application



Concrete Crusher



Features:

HYDRAULIC CONCRETE CRUSHER The HD Series allows for the demolition of concrete and reinforced concrete with strength and precision. Excellent for use on walls, stairs, pillars, basins, foundations, beams, chimneys, and more.
Minimal noise and vibrations. A practical, handy, and reliable demolition tool.

Power Unit



(Single-phase)



(Three-phase)



(Diesel)

Data \ Model	HD-180	HD-250	HD-320	HD-420	HD-560
Demolition Thickness(mm)	180	250	320	420	560
Weight Of Crusher(kg)	72	92	102	110	150
Voltage(V)	380/220	380/220	380/220	380	380
Max.Pressure(Mpa)	63	63	63	63	80
Power(kW)	3.0/2.2	3.0/2.2	3.0/2.2	3.0	4.0
Tank Capacity(L)	30	30	35	35	55
Weight Of Power Unit(kg)	65	65	75	75	85

Concrete and Rock Splitter



Features:

Hydraulic rock splitter & concrete splitter is one of the most efficient, safest and easiest ways of removing mass and reinforced concrete. Saves time & money in demolition work. It is dust free, noiseless, vibration free, safe and environment friendly.

Model	HD-25	HD-35
Core Diameter(mm)	φ42	φ42
Core Depth(mm)	≥500	≥600
Wedge Length(mm)	250	350
Crack(mm)	10~40	10~40
Splitting Time(s)	5~12	5~12
Splitting Force(T)	300	400
Weight(kg)	38	45


Power Model	Weight	Tank Capacity	Engine Power	Working Pressure
Elctric	75kg	40L	3.0/4.0kW	55-63Mpa
Diesel	140kg	70L	7.5Hp	55-63Mpa



Heavy Duty Burstern

- Suitable for controlled,large-volume break-up of reinforced concrete and stone.
- Number of pistons:3~11
- Required core bore hole(Withput pressure plate):90/110/150mm.


Products Portfolio



High press power pack(Single or three phase) can be used for splitter, crusher,bursterns or other tools.


Pulley Wheels & Wire Accessories

PW1




Φ200mm Guide Frame With Two Pulleys

PW2




Φ200mm Wire Saw Pulley With Shaft

PW3




Φ200mm Wire Saw Storage Pulley System

PW4




Φ200mm Wire Saw Guide Pulley System

PW5




Φ200mm Wire Saw Guide Pulley System

PW6




Φ200mm Wire Saw Guide Pulley System

PW7




Φ200mm Multi-guide Pulley System

PW8




φ440mm/φ550mm/φ600mm Drive wheel

PW9




Universal Wheel

PW10




Φ120mm/Φ160mm Plunge cutting pulley

PW11




Plunge Pulley Wheel With Link Axis

PW12



Plunge Wire Saw Device


WA01



10mm² mould
16mm² mould


Hydraulic crimping

WA02



Diamond Wire Connector


WA03



A
B


Wire Saw Clamp

WA04




Rubber Wheel(Φ200mm/Φ250mm/Φ550mm)

WA05




Guide Wheel φ200mm

WA06




Guide Wheel φ200mm

WA07



Drive (storage) Wheel φ280mm

WA08



Guide Wheel φ168mm

Parts and Accessories

WA09



Wheel Assembly Wall

WA10




Wheel Guard

WA11



φ200mm Wire Saw
Guide Pulley System

WA12



Pulley Assembly Part

WA13



A: Mound Layer
B: Quick-fik Anchor

WA14



Base Plate

WA15



Diamond Wire
Saw Cutter

WA16



Diamond Wire Saw

WS01



Rail Support

WS02



Adjustable Angle
Rail Support

WS03



Rail Support

WS04



Rail Support

WS05



Ring Saw Blade

WS06



Blade Guard

WS07



Rail for Wall Saw

WS08



Diamond Segments
for Wall Saw Blade

WS09



Core Bits

WS10



Core Drill Bit Adapters

WS11



Core Bit Barrel

WS12



Diamond Segments
for Core Bits

Wire Saw For Concrete

Application : Concrete, Cured Concrete, Reinforced Concrete, steel



SINTERED DIAMOND WIRE SAW VACUUM-BRAZED DIAMOND WIRE SAW ELECTROPLATED DIAMOND WIRE SAW

Works great for reinforced concrete cutting and cured concrete sawing.

	Highly Reinforced Concrete	Normal Concrete
Max. linear Cutting Speed	20 ~ 22 m/s	22 ~ 25 m/s

Details

Sintered(Spring+Rubber)



- Model: S35
- Beads: 40 beads/m

Application: Reinforced Concrete
Concrete strength grade $\leq 35\text{Mpa}$ Diameter Of The Steel Bar $\leq 32\text{ mm}$

Sintered(Spring+Rubber)



- Model: S50
- Beads: 40 beads/m

Application: Reinforced Concrete
Concrete Strength Grade $\leq 50\text{Mpa}$ Diameter Of The Steel Bar $\leq 50\text{ mm}$

Brazed(Spring+Rubber)



- Model: B50
- Beads: 44 beads/m

Application: Reinforced Concrete
Concrete strength grade $\leq 50\text{Mpa}$ Diameter Of The Steel Bar $\leq 50\text{ mm}$

Electroplated(Spring+Rubber)



- Model: E50
- Beads: 44 beads/m

Application: Reinforced Concrete
Concrete Strength Grade $\leq 50\text{Mpa}$ Diameter Of The Steel Bar $\leq 50\text{ mm}$

Wall Saw Blade

OUKAI wall saw blade for cutting concrete and reinforced concrete. The blade are available both with high frequency welded segments with and with laser welded sectors.

Saw Blade(Laser Welded)



Laser welded blades features:

- Excellent cutting speed and high level performance.
- Noticeable smooth running.
- Laser welded segments for maximum safety.
- Suit Oukai,Tyrolit,Dimas,Husqvarna,Hilti,WALL SAWS.
- Above 95% customers will place a formal order after testing the samples.

Sizes Available :600mm, 800mm, 1000mm, 1200mm, 1400mm,1600mm.

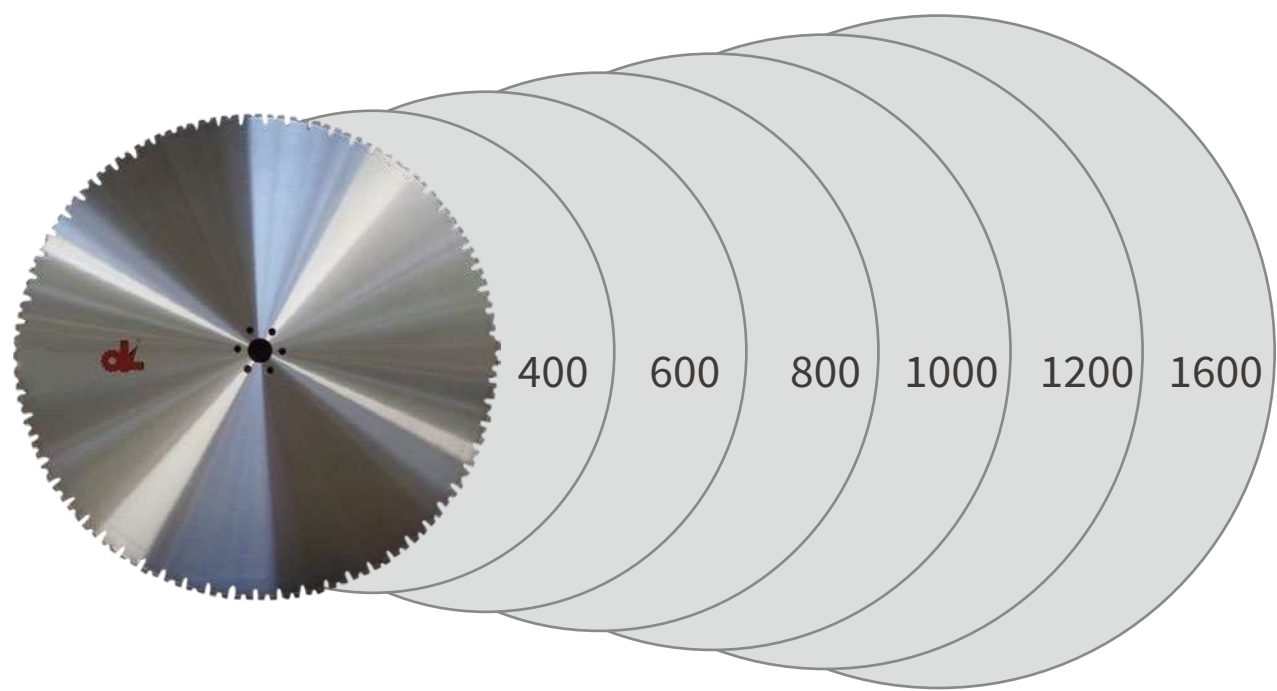
High Frequency Welded Blades



Features:

- Cutting high-speed.
- Maximum economic efficiency.
- Allows re-tipping of the disc.
- Blades suite for electric or hydraulic wall saws.

Dimension Description



Technical Specification (laser blades)

Diameter		Seg.LxT(mm)	Seg.height	Cutting Materials
24"	600mm	40*4.8	13mm	Concrete/Reinforced Concrete
28"	700mm	40*4.8	13mm	Concrete/Reinforced Concrete
32"	800mm	40*4.8	13mm	Concrete/Reinforced Concrete
36"	900mm	40*4.8	13mm	Concrete/Reinforced Concrete
42"	1000mm	40*4.8	13mm	Concrete/Reinforced Concrete
48"	1200mm	40*4.8/5.2	13mm	Concrete/Reinforced Concrete
56"	1400mm	40*4.8/5.2	13mm	Concrete/Reinforced Concrete
64"	1600mm	40*4.8/5.2	13mm	Concrete/Reinforced Concrete



Company Scene





OUKAI have own factory and advanced processing machines.







PROJECT CASES







PROJECT CASES



PROJECT CASES







PROJECT CASES




PROJECT CASES







EXHIBITION





CERTIFICATE OF QUALITY
MANAGEMENT SYSTEM CERTIFICATION

Certificate No.016ZB20Q32287R0S
Unified social credit code:9161013173508839XJ

This is to Certify that the Quality Management System of

XI AN OUKAI HI-TECH CO., LTD.

is in conformity with
GB/T19001-2016 idt ISO9001:2015 Standard, applies to

DESIGN, DEVELOPMENT, MANUFACTURING AND SALES OF DIAMOND DRILLING AND
CONCRETE CUTTING MACHINES

REGISTERED ADDRESS:NO.702, BLDG 3, FENGZE SCIENCE AND TECHNOLOGY PARK, NO.170,
WEST AVE, XILIU STREET OFFICE, HI-TECH ZONE, XI'AN, SHAANXI PROVINCE, P.R.C.
OPERATION ADDRESS:NO.702, BLDG 3, FENGZE SCIENCE AND TECHNOLOGY PARK, NO.170,
WEST AVE, XILIU STREET OFFICE, HI-TECH ZONE, XI'AN, SHAANXI PROVINCE, P.R.C.

Date of Initial Issuance: Oct. 27, 2020
Date of Expiration: Oct. 26, 2023

BCC Inc.
President.

尚志强



BCC Address: Room 1101, Floor 11, Building 1, Guoyingyuan, Xichong District, Beijing, P.R.C.
This certificate is valid within state - specified validities of administrative and qualification licensing.
The effectiveness of this certificate shall be maintained by regular surveillance audit.
The validity of the certificate can be inquired through www.bcc.com.cn or by QR code.
The information of this certificate available for inquiry on CNCA's website: www.cnca.gov.cn.



中国认可
国际互认
管理体系
MANAGEMENT SYSTEM
CNAS C016-M



CONTACT us

Add: Buliding 3,Fengze Science Park,No.170 West Road,Hi-Tech Zone,Xi'an,Shaanxi,China

Tel: +86-29-88276095 Email: okwallsaw@gmail.com Website: www.okcutting.com